

.....	P. 1
.....	P. 1
.....	P. 1
.....	P. 1
.....	P. 1
.....	P. 2
.....	P. 2
.....	P. 2
.....	P. 3
.....	P. 3
.....	P. 4
.....	P. 4
.....	P. 4
.....	P. 4
.....	P. 5
.....	P. 5
.....	P. 5
.....	P. 5
.....	P. 5
.....	P. 6
.....	P. 6
.....	P. 6
.....	P. 6
.....	P. 6
.....	P. 6
.....	P. 6
.....	P. 7
.....	P. 7
.....	P. 7



j u d g n ø t

r u l i n g

r u l i n g

d e c i s i o n

j u d g n ø t

o r d e r

s e n t e n c e

d e c i s i o n

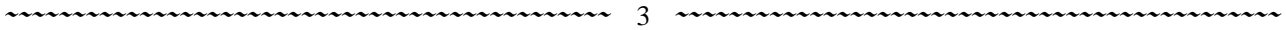
d e c i s i o n

j u d g n ø t

500,000









1

¹ 79



4

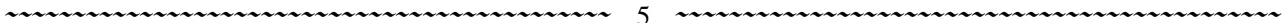
22



2

3

2 14
3



5



2,500

66



24

6

300

(1)

1,000

(2)

4

5

6

500,000

4
5
6

8


300,000

66



70

1,000



10

28



7

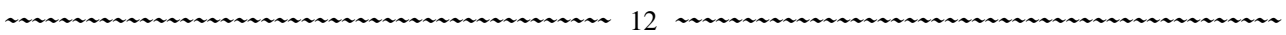
7 73





18

16



12

30



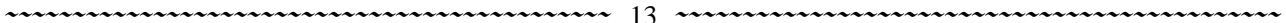
17

68

20

300

(1)



13

(2)

500

10


20

1,000

500



6




15



8



8



16

34

2005 11


78

31



82

89



18

36




82

(1)

seat taking

89

(2)





(1)



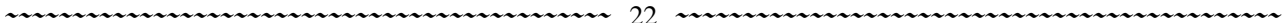
15

16

18

(2)

88



22

40

(3)

87

(4)

89

20

15

(1)

9

50

1997

⁹

84

24

42

2003
1999

42

(2)

10

11

12

10 22
11 73
12

25




22

45

55

(3)



26

44



13

20


14

13

85

14

93




27



15

16 hearing trial





17

18

17
18

6

29

10

20

20

30

, 200,000 キップ

(1)

(2)

/ /

(3)

No.06 13/P.Civ 06 2006 13
No.06 13/PC
2006

P.Civ

(1)

/ /

(2)

20

(3)

2006

14

No.10/P.Civ

(1)

21

22

19	7
20	85
21	24
22	66



(2)

: 50 1956 12

13 10

(3)

23

24

23 34
24 36

33




(4)



(5)



25




(6)

26

25
26

35
28

34






.....
.....
.....

.....
.....
.....
.....

demand of compensation
claim for compensation





82

83

78

79


80

81

102

14

15







}

}

(1)

2004 11 10



(2)

()

2004 2004 100,000
2004 No.01

()

2004 10,000
30,000 50,000
2000 11 No.08 2004
No. 2004 2004
2004

27



(1)

— —
2003 10 11


(2)

—————

2003 10

200

2003 10 2003 10 10






(3)

(4) 200,000 200

(5)



1,000

(1)

29

100

2006

10

No.04

1990

10

20

(2)




1,000

10

1,000

2004


1,000





2006
500
46

100



100

700,000

(1)

2000

17

No. /TD

(2)

30

30

78

45



()

40

80





31

()

200

2006

(3)

31

47

ICD NEWS

33

2007.12

65

200, 000

2003

27

No.23

2003

14

No.76/TP

100

2006

100

46

100, 000



—

5,000

3,000

3,000

3,000

% 100,000

2,000

% 100,000

16

46

82 83 84 85

36 46

82 83 84 85

12

32





85

89

93



50


68



50,000,000

97

99



:

2003 25
4,888 1,613 400

100,000
8,000 10,000
20

2002 2001
2002 19
100,000 50,000
20

2004 22
2003

No.14/NBT

2004 30
100,000
100,000

10,000

20



.....

.....

.....

.....

.....









.....

.....

.....

.....

.....



/

/



/

/



/





.....
.....
.....

.....
.....









.....
.....
.....
.....
.....





/

/

/

