

White Paper on Crime 2021 - Fraud Offenders - [Summary]

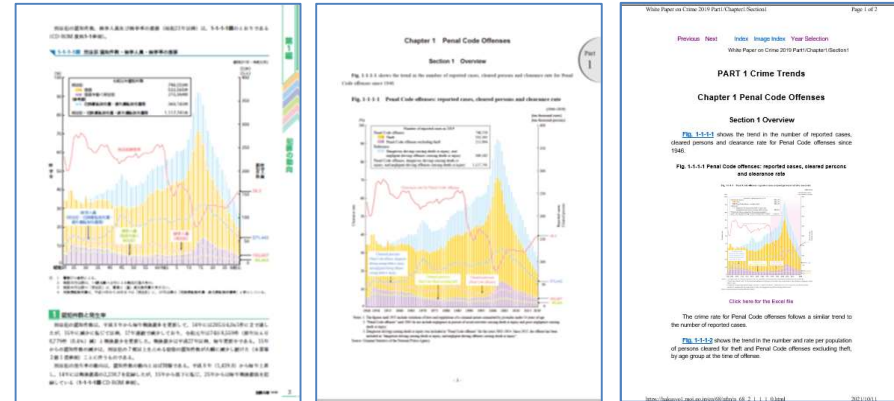
Introduction

White Paper on Crime

The annual White Papers on Crime published by the Research and Training Institute of the Ministry of Justice provide statistical data on crimes and offender treatments as well as current issues in the criminal justice field. The first volume of the Papers was published in 1960. Since then, they have been widely utilized by politicians, practitioners and academics and have facilitated major policy changes.

Specifically, the White Paper on Crime 2007 revealed that roughly 60% of all crimes were committed by repeat offenders, who accounted for approximately 30% of convicted offenders. This finding led to the development of “Comprehensive Measures for the Prevention of Re-offending 2012” by the Ministerial Meeting Concerning Measures Against Crime, which has served as the basis of the criminal justice policy of Japan and set numerical targets for the next decade.

All the volumes of the Papers (Japanese version since 1960) and their English versions (since 2000) are available on the website of the Ministry of Justice.



White Paper on Crime (Japanese, English and Web versions)

Special Features of White Paper on Crime 2021

The White Paper on Crime 2021 focuses on fraud offenders. The White Paper provides various statistical data and information on the trend in fraud and treatment of fraud offenders and also analyzes the results of a survey on fraud offenders.

Research and Training Institute

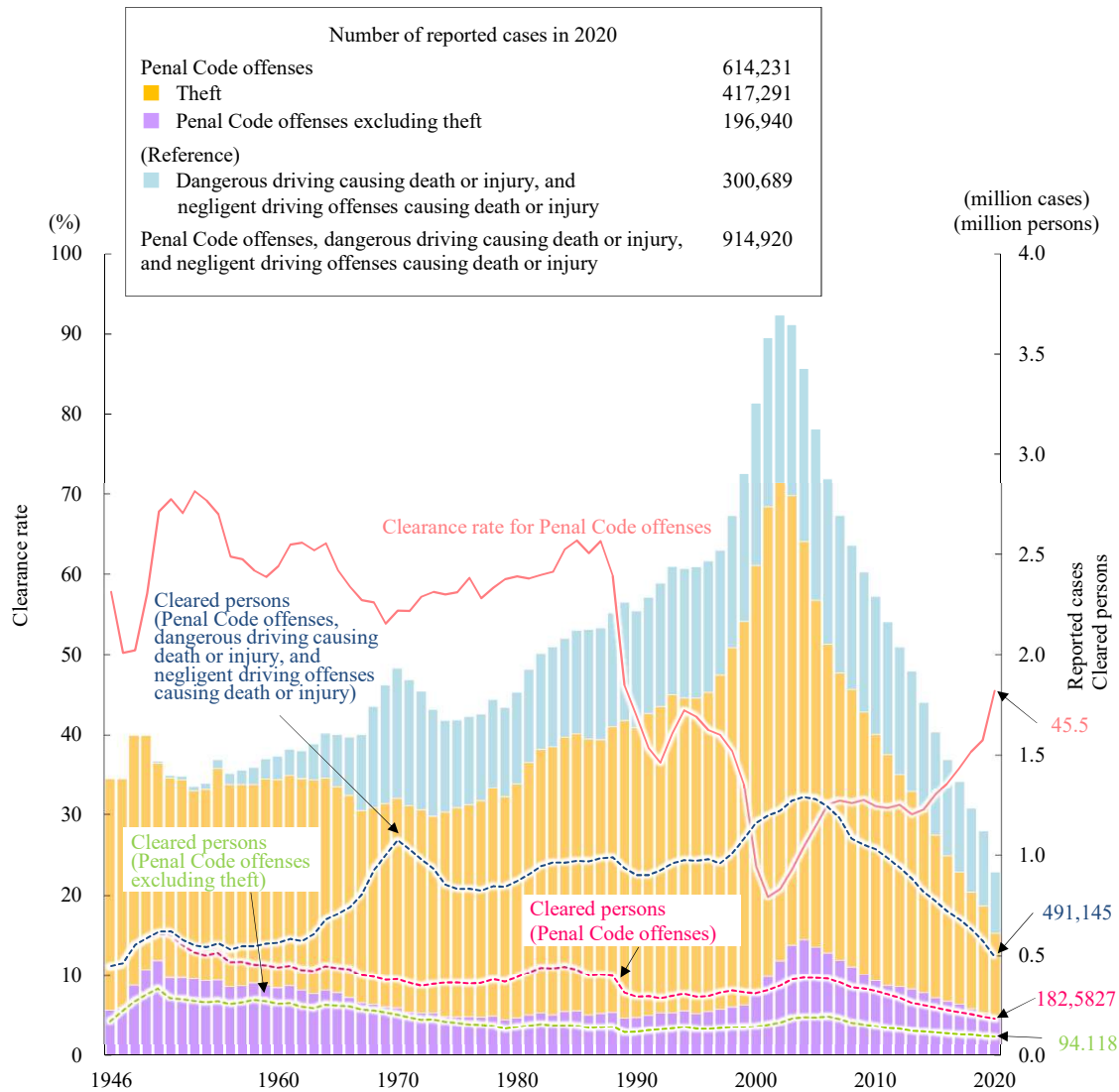
The Research and Training Institute is one of the agencies of the Ministry of Justice. The Institute conducts a wide range of work, including (i) research related to criminal justice policies and other Ministry of Justice affairs, (ii) various kinds of training for Ministry of Justice officials, and (iii) international cooperation, both in the criminal and civil sectors, for developing countries mainly in the Asian region.



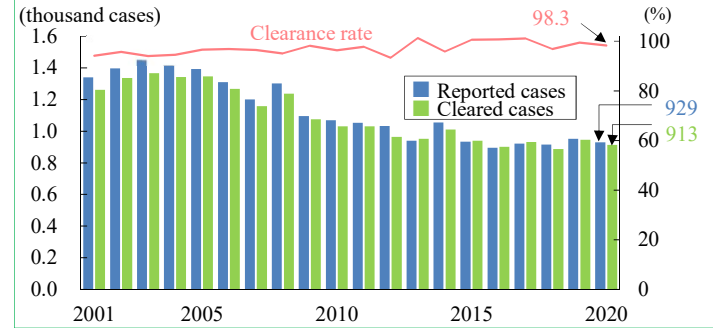
The Research and Training Institute, MOJ

Crime Trends

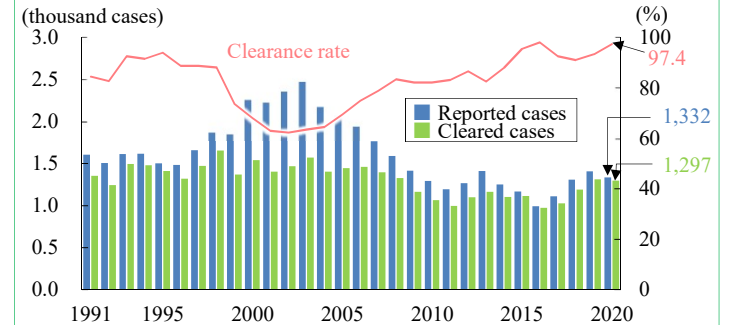
Penal Code offenses: reported cases, cleared persons and clearance rate



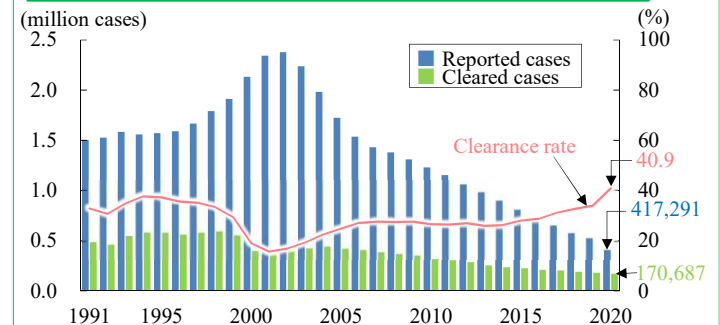
Homicide: reported/cleared cases and clearance rate



Rape: reported/cleared cases and clearance rate



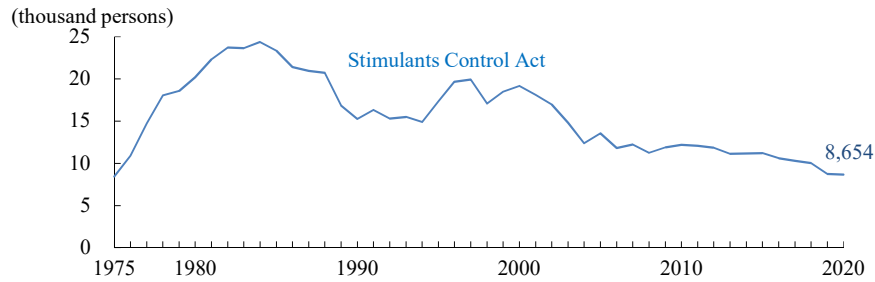
Theft: reported/cleared cases and clearance rate



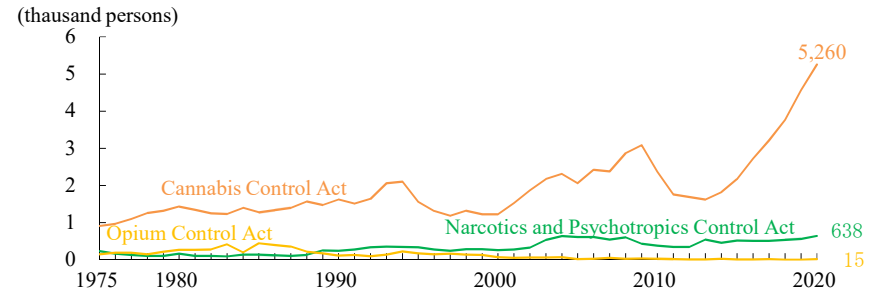
Specific Offenders/Juvenile Delinquents

Drug Offenses

[1] Violations of Stimulants Control Act: Persons cleared

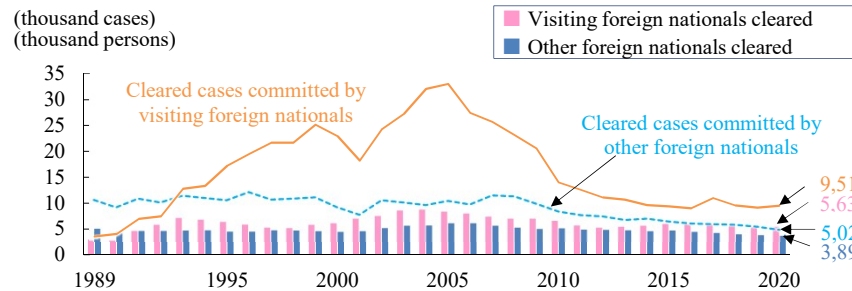


[2] Violations of Cannabis Control Act and other drug control laws: Persons cleared

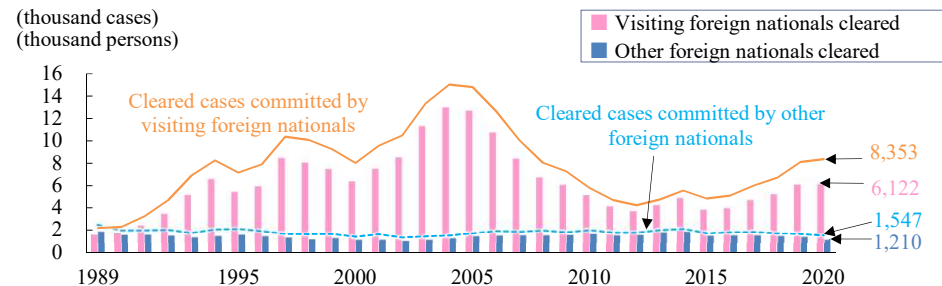


Foreign nationals

[1] Cases/persons cleared for Penal Code offenses

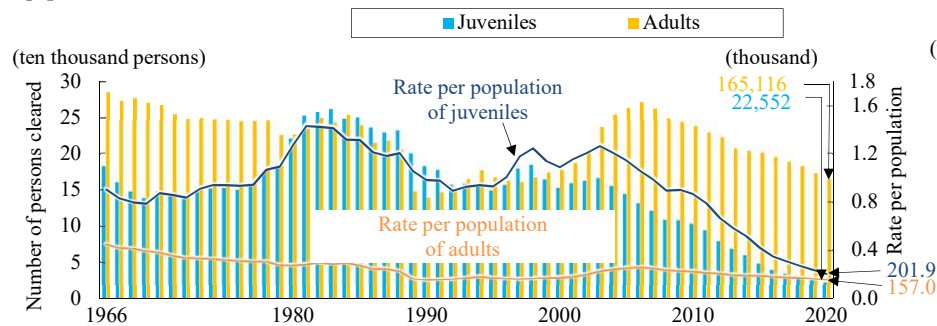


[2] Cases/persons cleared for Special Acts offenses

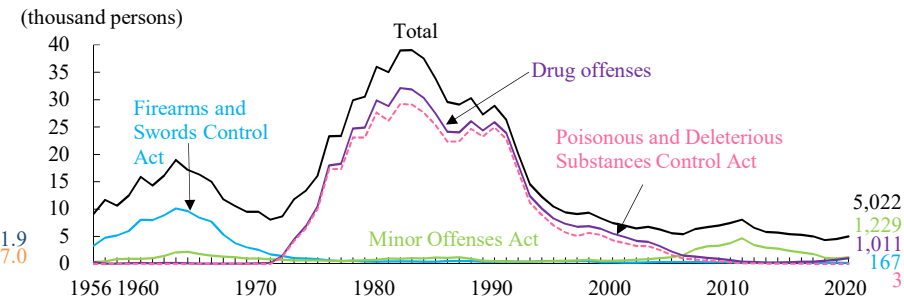


Juvenile delinquents

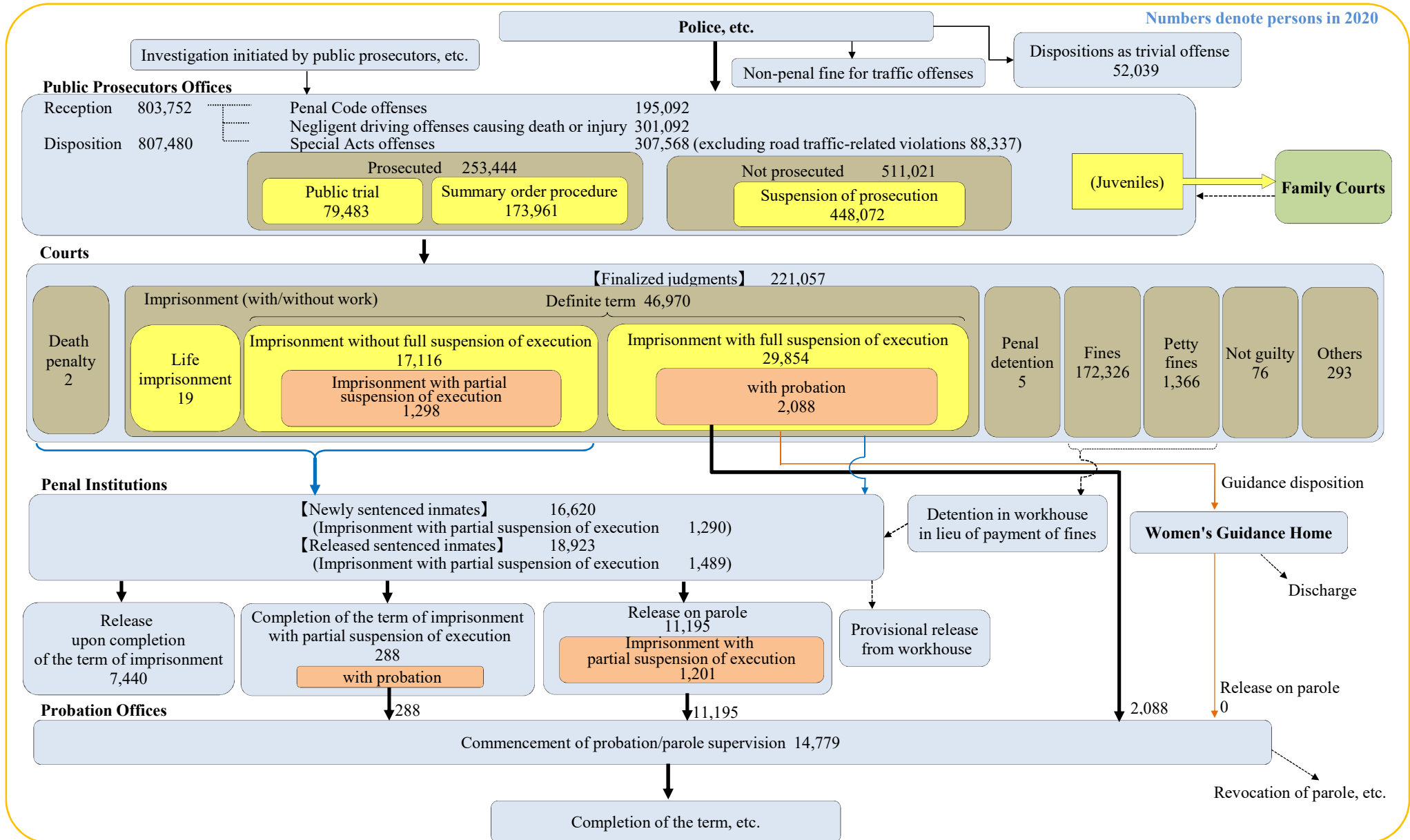
[1] Juveniles cleared for Penal Code offenses



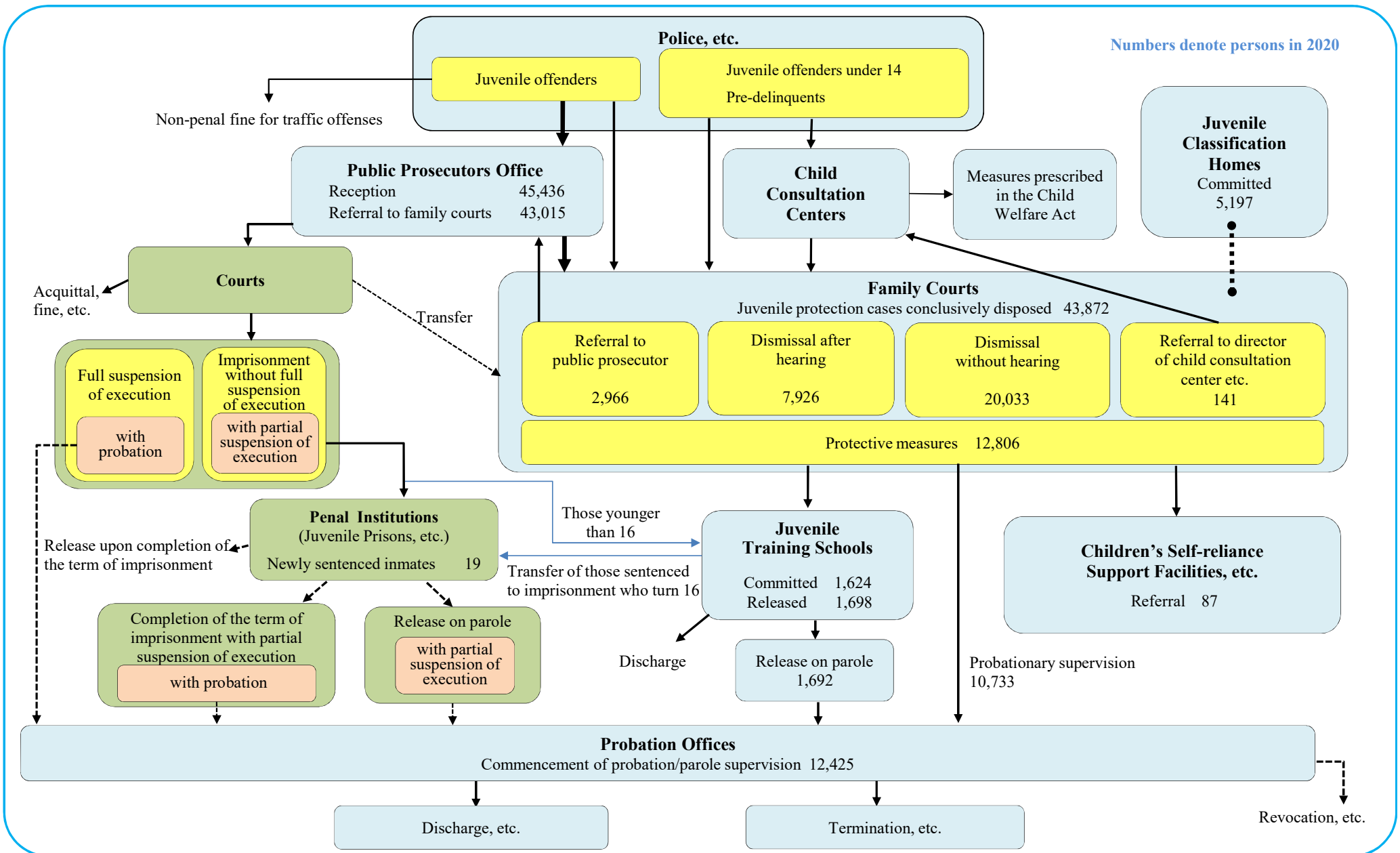
[2] Juveniles cleared for Special Acts offenses



Procedure of Criminal Justice

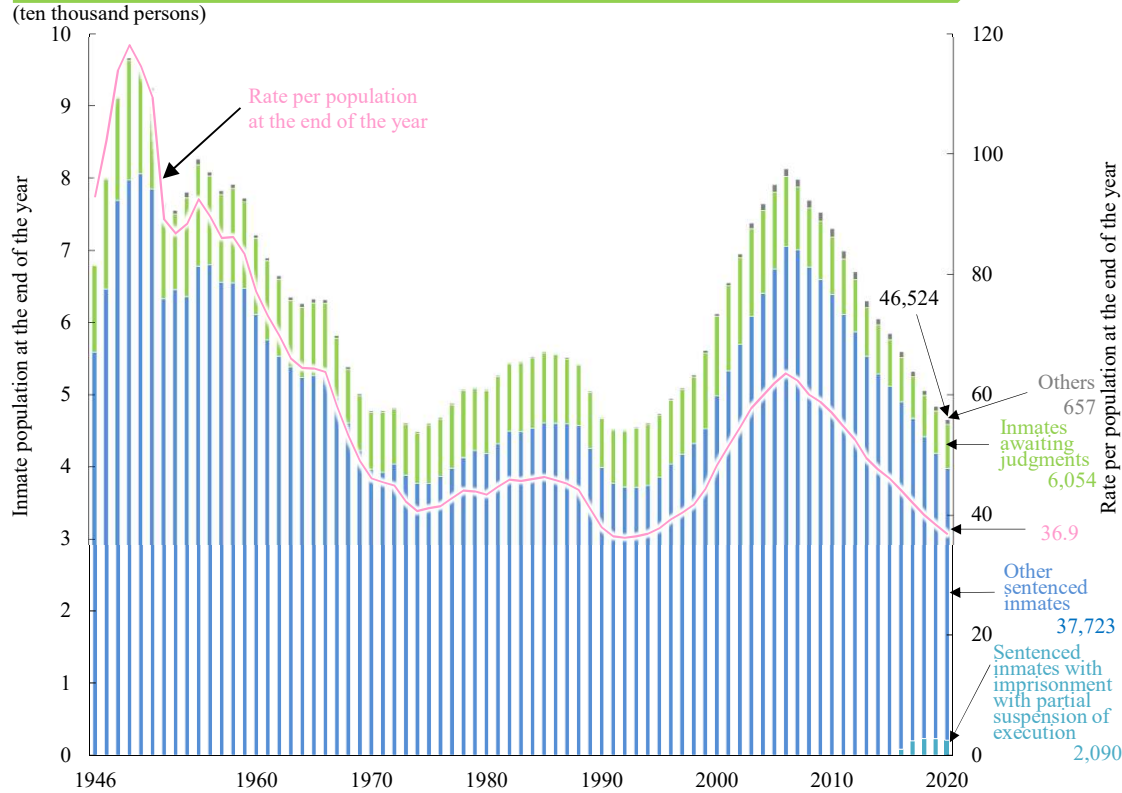


Procedure of Criminal Justice for Juvenile Delinquents

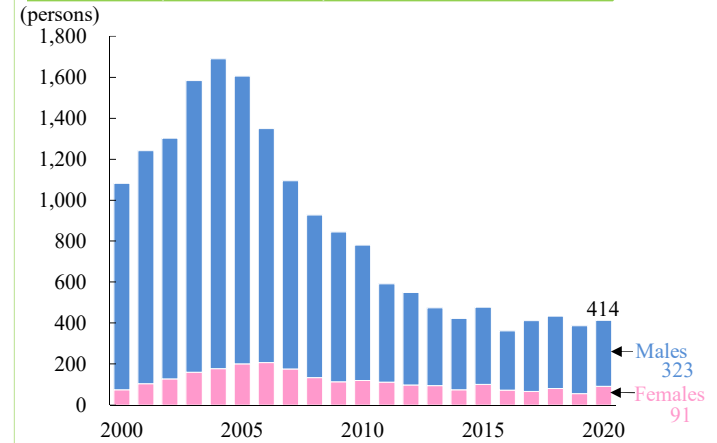


Treatment of Offenders/Re-offending

Inmate population of penal institutions and rate per population at the end of the year

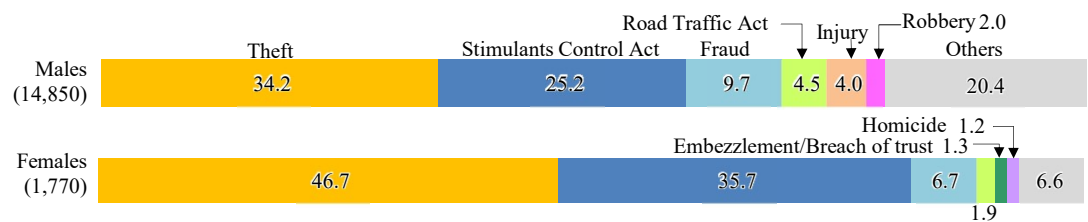


Newly sentenced and F-class categorized inmates (male/female)

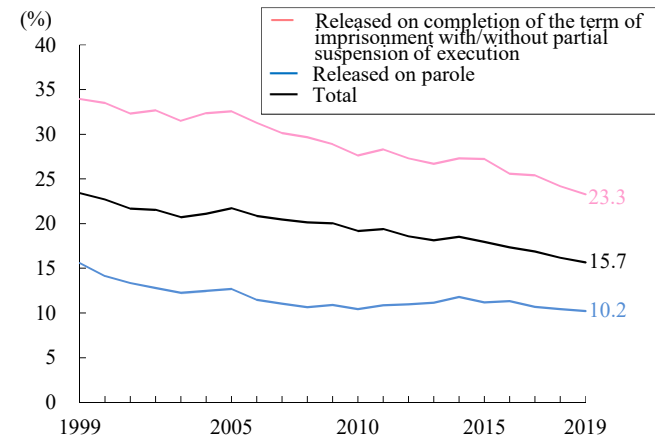


Note: Foreign national sentenced inmates who require different treatment from that of Japanese sentenced inmates are categorized as F-class and provided with treatment in accordance with their culture and life style.

Newly sentenced inmates: composition by type of offense (male/female)



Rate of reimprisonment within 2 years



Note: The rate of reimprisonment means the percentage of inmates reimprisoned to serve sentences for offenses after release among the released sentenced inmates of a given year.

Kyoto Congress

What is the UN Crime Congress?

The UN Crime Congress, held once every five years since 1955, is the largest conference of the UN in the field of crime prevention and criminal justice. The United Nations Office on Drugs and Crime (UNODC) serves as the secretariat of the UN Crime Congress.

Kyoto Congress in 2021

The 14th UN Crime Congress was held in Kyoto from March 7 to 12, 2021, half a century after the 4th UN Congress was held in Kyoto.


At the Kyoto Congress, effective measures to deal with the current threats against the international community, such as organized crime, corruption and terrorism, were discussed under the overall theme of “Advancing Crime Prevention, Criminal Justice and the Rule of Law: Towards the Achievement of the 2030 Agenda”. The 2030 Agenda for Sustainable Development, and its Sustainable Development Goals (SDGs), was adopted at the United Nations Sustainable Development Summit in September 2015.

Conference during the COVID-19 Pandemic

Due to the COVID-19 pandemic, in March 2020, the UN decided to postpone the Congress, originally scheduled for April 2020. The Congress was held from March 7 to 12, 2021.

The Congress was the first large international conference in Japan after the outbreak of the COVID-19 pandemic. Many measures were taken to prevent the spread of the infection, in accordance with the guidelines set by the Japanese government and the UN. The Congress was held in a "hybrid format" combining limited in-person participants at the conference center with a large number of participants worldwide attending by means of joining an interactive online platform.

The Congress brought together over 5,000 participants registered from a record high 152 Member States in the hybrid format. No positive cases of COVID-19 were found among the in-person participants related to the Congress.



Congress in 2021

Outcomes

The “Kyoto Declaration on Advancing Crime Prevention, Criminal Justice and the Rule of Law: Towards the Achievement of the 2030 Agenda for Sustainable Development” was adapted as the outcome of the Kyoto Congress. The declaration includes commitments of the Member States to take concrete action to tackle the challenges the international community faces in the field of crime prevention and criminal justice.

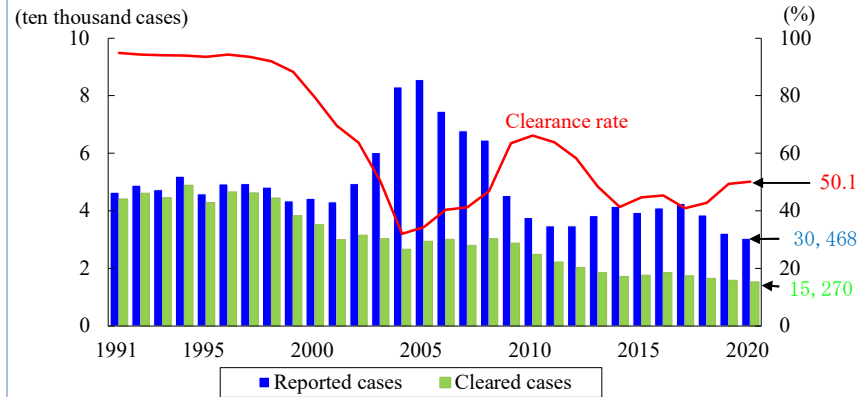
You can download the full text from the QR code.



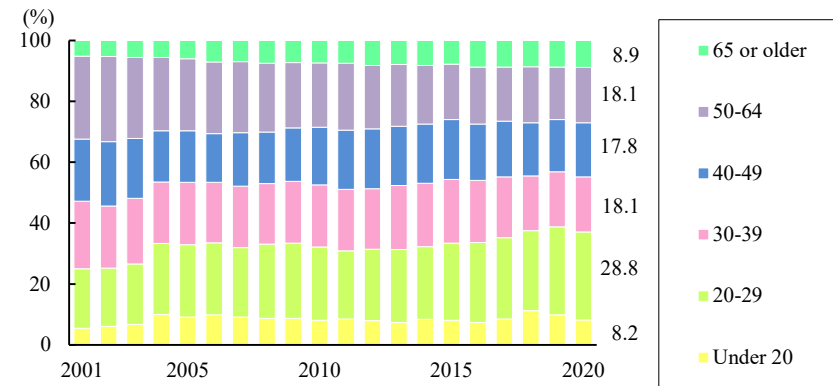
Full text of Kyoto declaration

Special Feature: Trend of Fraud

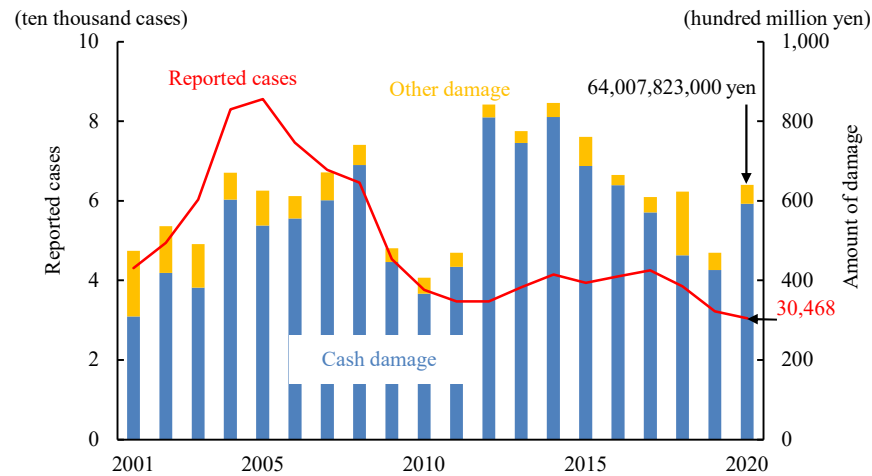
Fraud: reported/cleared cases and clearance rate



Fraud: cleared persons' composition by age group

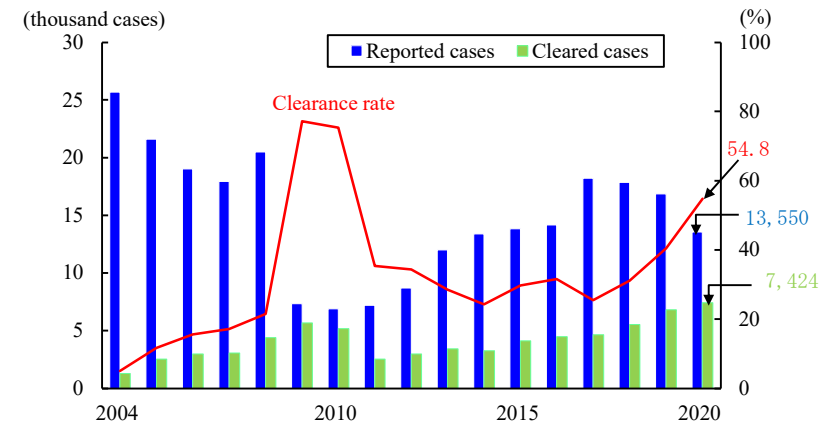


Fraud: amount of damage



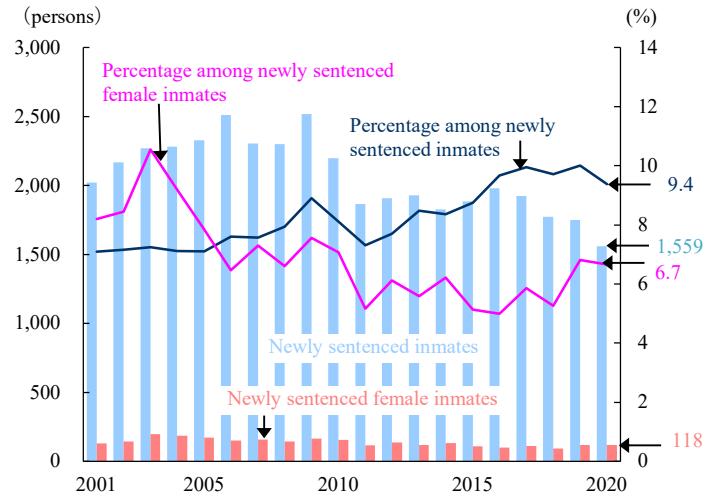
Special fraud: reported/cleared cases and clearance rate

Special fraud refers to certain types of fraud, extortion or theft offenses in which offenders use telephones or other devices to avoid confronting a victim in person and defraud him/her into making money transfers, etc..

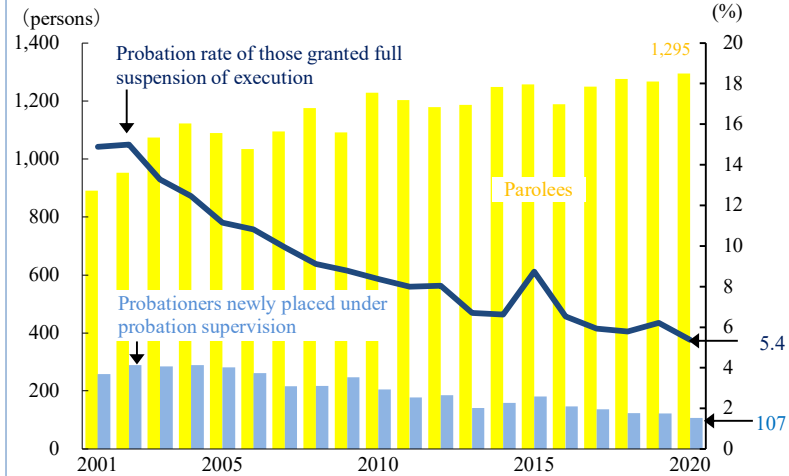


Special Feature: Trend of Fraud

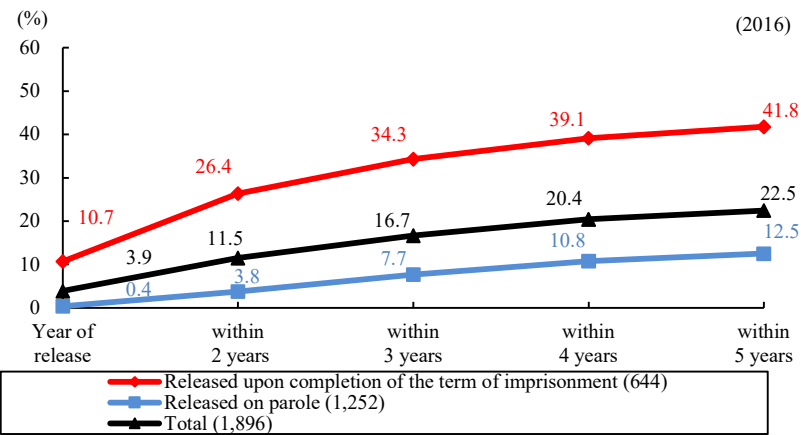
Fraud: newly sentenced inmates



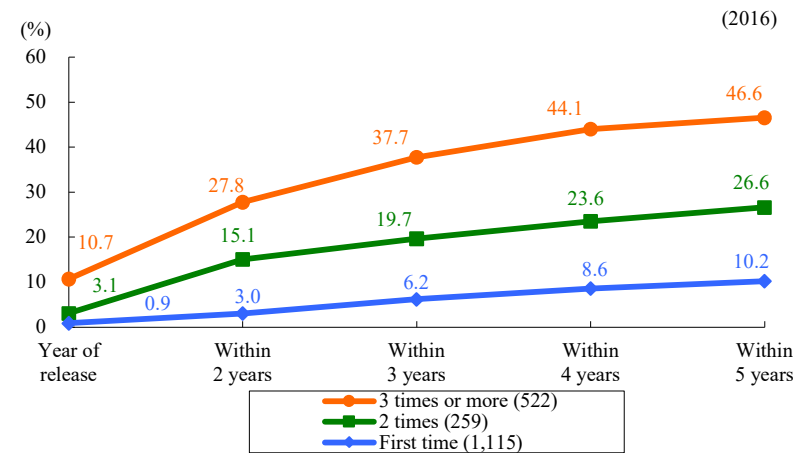
Fraud: parolees and probationers newly placed under probation supervision



Fraud: rate of reimprisonment of released sentenced inmates, by reason for previous release



Fraud: rate of reimprisonment of released sentenced inmates, by number of times imprisoned



Special Feature: Survey of Fraud Offenders I

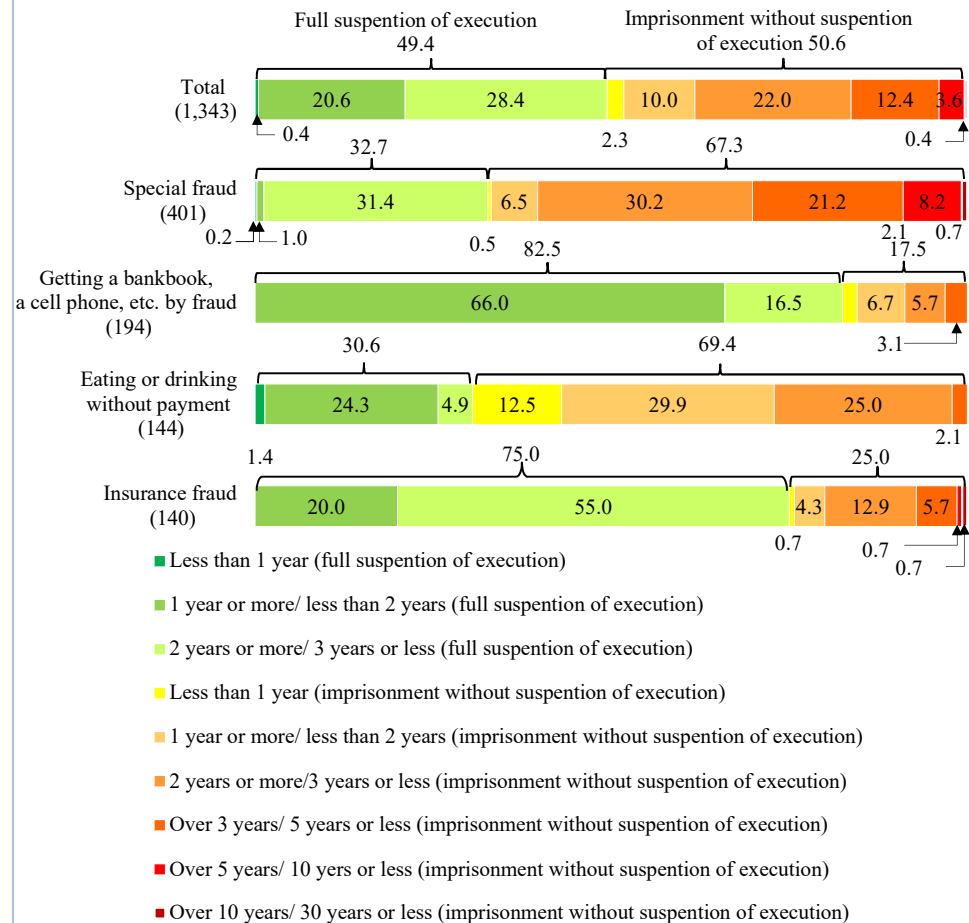
Survey subjects: 1,343 offenders (2,515 cases)

The offenders who found guilty of fraud or special fraud at the district courts nationwide from January to March, 2016, and whose sentence had become final and binding at the time of the survey.

Survey subjects

	Total	Special fraud	Getting a bankbook, a cell phone, etc. by fraud	Eating or drinking without payment	Insurance fraud
Sex					
Male	1,189 (88.5)	393 (98.0)	145 (74.7)	143 (99.3)	108 (77.1)
Female	154 (11.5)	8 (2.0)	49 (25.3)	1 (0.7)	32 (22.9)
Age					
Under 30	433 (32.2)	227 (56.6)	41 (21.1)	16 (11.1)	42 (30.0)
30 - 39	346 (25.8)	113 (28.2)	45 (23.2)	30 (20.8)	38 (27.1)
40 - 49	269 (20.0)	40 (10.0)	54 (27.8)	32 (22.2)	29 (20.7)
50 - 64	223 (16.6)	19 (4.7)	39 (20.1)	50 (34.7)	25 (17.9)
65 or older	72 (5.4)	2 (0.5)	15 (7.7)	16 (11.1)	6 (4.3)
Occupation					
Employed	554 (41.5)	144 (36.3)	111 (57.5)	11 (7.7)	84 (60.0)
Unemployed	781 (58.5)	253 (63.7)	82 (42.5)	132 (92.3)	56 (40.0)
Residence					
Settled residence	1,074 (80.1)	339 (84.8)	176 (91.2)	57 (39.6)	129 (92.1)
Unsettled residence	267 (19.9)	61 (15.3)	17 (8.8)	87 (60.4)	11 (7.9)
Previous conviction					
Fraud/special fraud	214 (15.9)	27 (6.7)	15 (7.7)	76 (52.8)	5 (3.6)
Other than fraud/special fraud	418 (31.1)	119 (29.7)	58 (29.9)	45 (31.3)	47 (33.6)
None	711 (52.9)	255 (63.6)	121 (62.4)	23 (16.0)	88 (62.9)
Sentence					
Imprisonment without suspension of execution	679 (50.6)	270 (67.3)	34 (17.5)	100 (69.4)	35 (25.0)
Full suspension of execution with probation	50 (3.7)	12 (3.0)	3 (1.5)	15 (10.4)	1 (0.7)
Full suspension of execution without probation	614 (45.7)	119 (29.7)	157 (80.9)	29 (20.1)	104 (74.3)

Survey subjects (Full suspension of execution/ Imprisonment without suspension of execution)

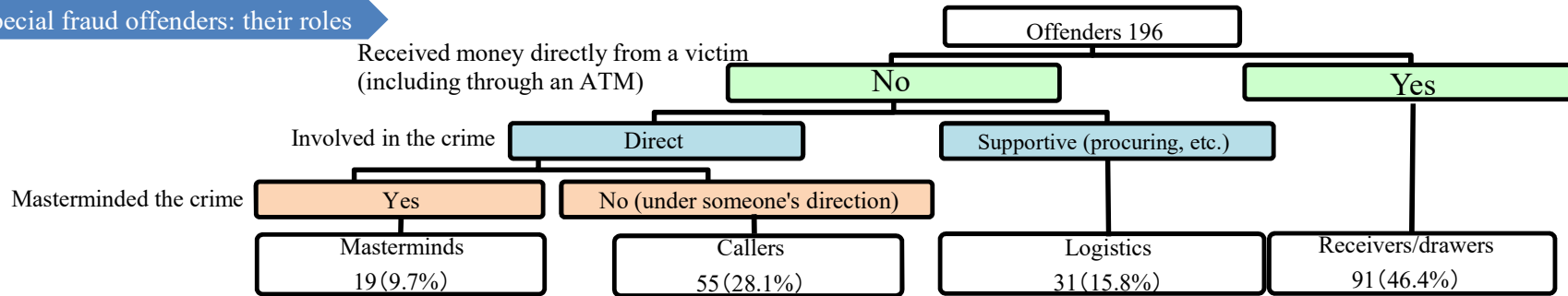


Special Feature: Survey of Fraud Offenders II

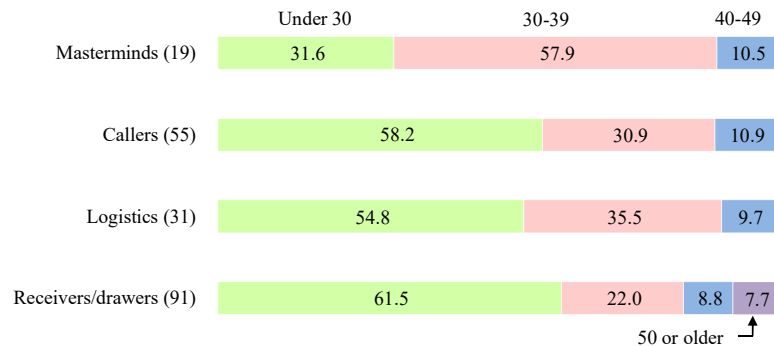
Subjects of special fraud offenders' survey: 202 offenders (336 cases)

The offenders who were found guilty of special fraud at Tokyo, Yokohama, Saitama and Chiba District Courts, and whose sentence had become final and binding during the period from January to March, 2016, among the subjects for Survey I.

Special fraud offenders: their roles



Special fraud offenders: composition by age group (by role)



Motivation/reason for committing special fraud

- **Masterminds** (top 3 items)
 1. wanted money (53.3%)
 1. solicitation from friends, etc. (53.3%)
 3. policy of the organization to which they belong (13.3%)
- **Callers**
 1. solicitation from friends, etc. (67.3%)
 2. wanted money (52.7%)
 3. tricked/threatened (7.3%)
- **Logistics**
 1. wanted money (57.1%)
 1. solicitation from friends, etc. (57.1%)
 3. took it lightly (7.1%)
 3. policy of the organization to which they belong (7.1%)
- **Receivers/drawers**
 1. wanted money (78.4%)
 2. solicitation from friends, etc. (23.9%)
 3. took it lightly (10.2%)

Background of committing special fraud

- **Masterminds** (top 3 items)
 1. delinquent peers (68.8%)
 2. unemployed/decreased income (37.5%)
 3. debt (12.5%)
- **Callers**
 1. delinquent peers (58.8%)
 2. unemployed/decreased income (49.1%)
 3. debt (18.9%)

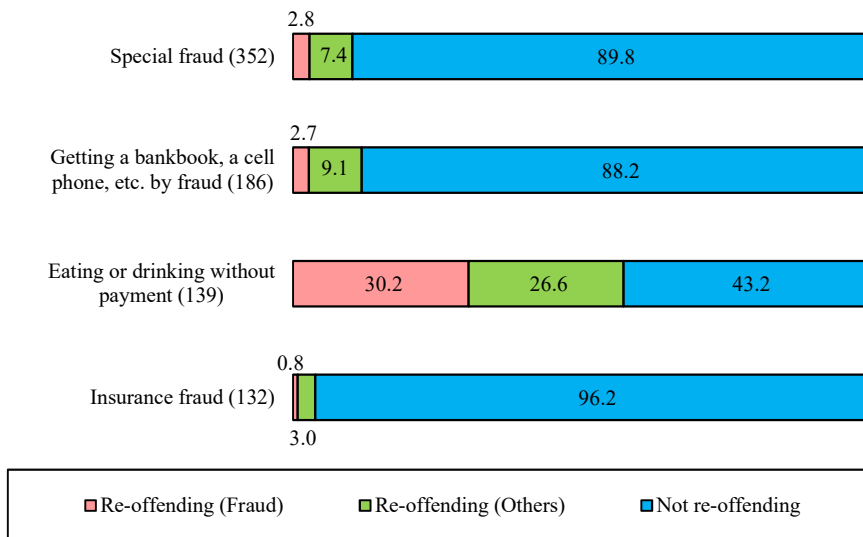
- **Logistics**
 1. delinquent peers (67.9%)
 2. unemployed/ decreased income(25.0%)
 3. debt (17.9%)
- **Receivers/drawers**
 1. unemployed/decreased income (70.7%)
 2. debt (26.8%)
 3. delinquent peers (22.0%)

Special Feature: Survey of Fraud Offenders III

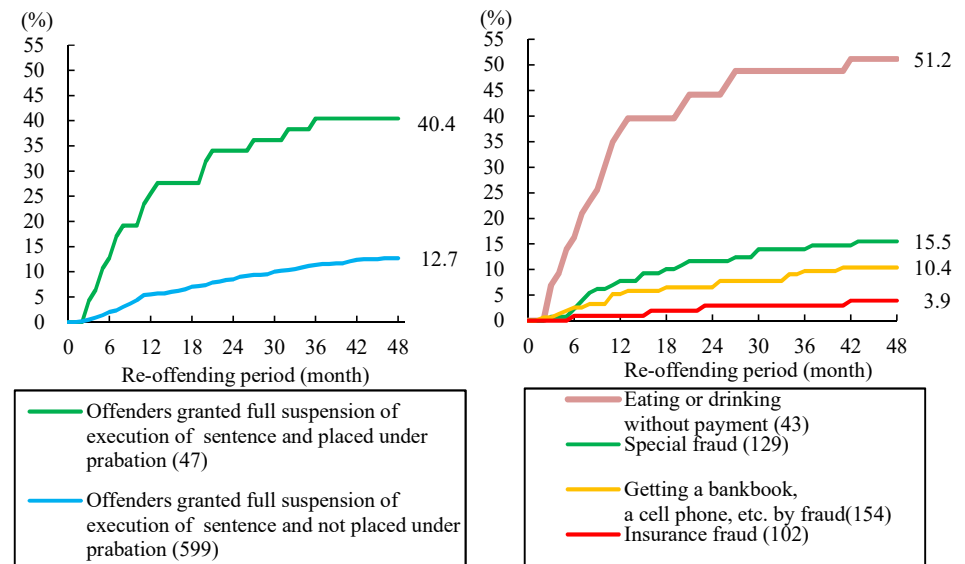
Re-offending survey: 1,231 offenders

Survey subjects of the re-offending survey are 1,231 offenders, subtracting 112 from 1,343. 112 offenders were excluded from the subjects for Special Survey I. These 112 offenders are as follows: (1) those who were serving their sentence in prison for four years or more since the judgement had been rendered; (2) those who had passed away in prison; and (3) those who passed away without re-offending.

Survey subjects: composition by re-offending (by type of re-offending)



Offenders granted full suspension of the execution of their sentence: re-offending rate



Policy Implications

The data and information presented in this special feature suggest the following policy implications:

- To further promote special fraud prevention measures by both the public and private sectors.
- To eradicate participation in special fraud organizations by making it public that special fraud is not "remunerative".
- To take measures such as popularizing use of land-line telephones with fraud prevention tools to prevent victimization by special fraud.
- To provide offenders with treatment based on their individual characteristics, which differ according to the modi operandi of the fraud, their roles in the organization, etc.